

Investigating

God's Word...

Year Three

1 Samuel 1-15

Sunday School Curriculum

Spring Quarter

Lesson Sequence

Spring Quarter

The **Lesson Sequence** gives the teacher an overview of the entire quarter.

The central goal of the ***Investigating God's Word...*** curriculum is to enable children the opportunity to read and study the entire Bible—from Genesis to Revelation—by the time they “graduate” from 6th grade.

Week One	I Samuel 1:1-2:11
Week Two	I Samuel 2:12-36
Week Three	I Samuel 3
Week Four	I Samuel 4
Week Five	I Samuel 5:1-6:12
Week Six	I Samuel 6:13-7:17
Week Seven	I Samuel 8
Week Eight	I Samuel 9:1-10:8
Week Nine	I Samuel 10:9-11:11
Week Ten	I Samuel 11:12-12:25
Week Eleven	I Samuel 13:1-14:14
Week Twelve	I Samuel 14:15-52
Week Thirteen	I Samuel 15

Summer Quarter: Luke



Suggested Schedule

Welcome <i>Psalm 94:12-13</i>	2-3 min.
Drill Time <i>Ruth</i>	5 min.
W.O.W! <i>Dedicate</i>	5 min.
Historical Context <i>Timeline</i>	2-3 min.
Bible Investigation <i>I Samuel 1:1-2:11</i>	20-30 min.
Lesson-At-Home <i>I Samuel 2:2</i>	2-3 min.

Lesson One

I Samuel 1:1-2:11

Overview

I Samuel opens with the story of another barren woman whom God uses to bring about great things amongst His people. Hannah was one of Elkanah's two wives. Peninnah, the other wife, had many children, which made her Hannah's bitter rival. Year after year, when Elkanah and his family worship at Shiloh, Peninnah uses this opportunity to rub salt in Hannah's wounds.

On one such visit to Shiloh, Hannah has had enough. She cries out to the LORD in such a passionate way that Eli the priest thinks she is drunk. She vows to dedicate her son to the LORD if He would be so gracious as to bless her with one. God sees Hannah's sorrow and answers her prayer. Hannah names her son Samuel, which means "The name of God." After she weans him at three years old, Hannah makes good on her vow and delivers Samuel to Eli to minister at Shiloh.

I Samuel 2 records Hannah's second prayer. Instead of just thanking God for her baby, she praises God for His holiness and greatness. She understands that her answered prayer is just a down payment of here greater salvation. Hannah knows and trusts in her great God!

Preparation

Read and meditate on I Samuel 1-2 this week.

Teaching Encouragement


In one sense, Samuel is a special case. He is one of the greatest prophets of God that ever lived. Yet all of our covenant children should be dedicated to God in the same way. In prayer, we can offer our children to God to be used any way He sees fit. Who knows which of the children before you will be a future pastor, missionary, evangelist, teacher? How many of them will dedicate their lives to full-time ministry? Only God knows. As parents and covenant parents, we should hunger to see the next generation totally "sold out" to Jesus. So, as you prepare to teach this week's lesson, pray for each of your children! Pray that God would save them and use them to advance His Kingdom—in whatever way He would see fit!

The **Welcome** serves as both an opportunity to greet the children as well as an effort to help them get focused on God's Word.

Each week, you will begin with a passage out of the Psalms or Proverbs as an exhortation to study God's Word.

Drill Time gives the children the opportunity to recall and rehearse what they have been taught in the past—at home, school and/or church.

This element allows the **Investigating God's Word...** curriculum to cover much more Biblical "ground," since time is not expended repeating the same Bible stories over and over again from year to year.



Welcome

Greet the students. Welcome visitors. To prepare the students for class today, read Psalm 94:12-13.

¹² Blessed is the man you discipline, O LORD, the man you teach from your law; ¹³ you grant him relief from days of trouble, till a pit is dug for the wicked.

Say: *Do you believe that you are blessed when God teaches you His ways? You are! God's Word disciplines us—it trains us to turn away from our sin and turn towards God. Only God's Word gives us relief in days of trouble too. Let's study more of that wonderful Word today!*



Drill Time

First, let's move on to DRILL TIME—our weekly opportunity to review what we have learned in the past. Are you ready?


Today's questions: *What were the names of Naomi's two daughters-in-law? Which one returned to Israel with Naomi? Who was the kinsman-redeemer who married Ruth? What was the name of Ruth and Boaz's first son? Who was Obed's famous grandson?*

Call on volunteers or select students to make attempts.

Answers:

1. Ruth and Orpah.
2. Ruth.
3. Boaz.
4. Obed.
5. David.

Say: *That's a quick review of our study of the Book of Ruth. The book ends by pointing us forward to David. But before we can learn more about David, we need to finish studying the period of the judges in Israel. During our Bible Investigation time, you will meet the last judge of Israel!*



W.O.W!

The **W.O.W!** is the **Word of the Week**.

This element is included to help the children build their theological and Biblical vocabularies. These words are vital to the Christian's understanding of God and His World.


Our *W.O.W!* (*Word of the Week*) this week is **DEDICATE**. This is a word we have come across before in our reading. Can anyone tell me what it means to **DEDICATE** something? **Allow answers.**

*When the Israelites constructed the tabernacle, they were told to **DEDICATE** it (as well as all its furnishings) to the LORD. To **DEDICATE** is to set something apart for special use. The items of the tabernacle could only be used in the worship of God!*

*Many adults put money in a savings account in order to **DEDICATE** those funds to a special cause. Or, we can even **DEDICATE** some of our time each week in order to do something special for someone else.*

*So, to **DEDICATE** something means to use it only for particular situations. Did you know that you can also **DEDICATE** a person? A person can be **DEDICATED**, or set apart, for special service to the LORD.*

*In our reading today, a child will be **DEDICATED** to full-time service to the LORD. Let's study and find out who it is!*




Historical Context

Each week, the Bible Lesson will be placed in **historical context** by use of a timeline.

It is essential that the children learn how the story of redemptive history fits together. Bible stories must not be viewed as detached scenes—they are to be shown as a part of a much bigger picture. The timeline is a useful tool toward that end.

As you begin your study of I Samuel today, draw this timeline on the board. Always remember that the students need to understand God's Word in its historical context.

I Samuel 1-15 Timeline





Bible Investigation

The **Bible Investigation** time is the heart and soul of the lesson. It plunges the student directly into God's Word, not simply a paraphrase of a Bible story.

All Scripture text included in the curriculum is from the New International Version (NIV).

The Bible reading is taken in short sections, separated by times of **discussion**, **questions**, and **application points**.

This format allows ample opportunities to stop, think about and discuss what is being read.

Have the students turn in their Bibles to I Samuel 1.

Introduction: *This quarter, we will begin investigating the Book of I Samuel. This Old Testament book comes right after the Book of Ruth. It is a book of transitions, where Israel will change from a nation ruled by JUDGES to a nation ruled by KINGS.*

Let's begin reading together. Read I Samuel 1:1-2.

¹ There was a certain man from Ramathaim, a Zuphite from the hill country of Ephraim, whose name was Elkanah son of Jeroham, the son of Elihu, the son of Tohu, the son of Zuph, an Ephraimite. ² He had two wives; one was called Hannah and the other Peninnah. Peninnah had children, but Hannah had none.

Discussion: *We are introduced now to a man named Elkanah. What were the names of his two wives? [Hannah and Peninnah.] Which wife had children? [Peninnah.] At this point, Hannah was childless.*

Let's keep reading. Read verses 3-5.

³ Year after year this man went up from his town to worship and sacrifice to the LORD Almighty at Shiloh, where Hophni and Phinehas, the two sons of Eli, were priests of the LORD. ⁴ Whenever the day came for Elkanah to sacrifice, he would give portions of the meat to his wife Peninnah and to all her sons and daughters. ⁵ But to Hannah he gave a double portion because he loved her, and the LORD had closed her womb.

Discussion: *So now we learn why Hannah was childless. Why? [Because the LORD had closed her womb.] God is the creator of life. He is the one who gives babies to people—and He is the one who makes it so women cannot have babies. Now, how did Elkanah treat Hannah, since she couldn't have babies? [He gave her a double portion when they sacrificed.] Remember that many of God's people were now making yearly sacrifices at Shiloh, where the priests ministered. Also remember the names Hophni and Phinehas—we'll learn more about them in the future.*

Let's read on. Read verses 6-8.

⁶ And because the LORD had closed her womb, her rival kept provoking her in order to irritate her. ⁷ This went on year after year. Whenever Hannah went up to the house of the LORD, her rival

provoked her till she wept and would not eat. ⁸ Elkanah her husband would say to her, “Hannah, why are you weeping? Why don’t you eat? Why are you downhearted? Don’t I mean more to you than ten sons?”

Discussion: *That’s pretty sad, isn’t it? Peninnah made fun of Hannah because she couldn’t have babies. Could Hannah help it that she couldn’t have babies? [No!] Yet, year after year, Hannah was provoked to tears by this other wife. It is a great heartache for a woman not to be able to have a baby!*

Application: *Have you ever had someone make fun of you? People can say a lot of things to hurt our feelings. They can make fun of how we look, how we talk, where we live, etc. Is this the way God wants us to treat other people? [No!]*

*Let’s read what happens next. **Read verses 9-11.***

⁹ Once when they had finished eating and drinking in Shiloh, Hannah stood up. Now Eli the priest was sitting on a chair by the doorpost of the LORD’s temple. ¹⁰ In bitterness of soul Hannah wept much and prayed to the LORD. ¹¹ And she made a vow, saying, “O LORD Almighty, if you will only look upon your servant’s misery and remember me, and not forget your servant but give her a son, then I will give him to the LORD for all the days of his life, and no razor will ever be used on his head.”

Discussion: *How did Hannah respond to all of Peninnah’s teasing? [She prayed.] In her sadness and distress, Hannah prayed. And, instead of praying for Peninnah to go away, she asked for a child—a son. What did Hannah promise to do if God gave her a son? [Give him back to the LORD.] What Hannah was saying was that she would DEDICATE this son to God. He would be set apart to serve the LORD all his life. And, he would be a Nazirite too. Do you remember what a Nazirite is? [A person set apart for service to God. A Nazirite couldn’t cut his hair, drink alcohol, or touch a dead body.]*

Application: *The best response to being teased and hurt by other people is to pray! As you grow up, my prayer for you is that you turn to the LORD in prayer when you are sad and hurting.*

*Let’s read more. **Read verses 12-18.***

¹² As she kept on praying to the LORD, Eli observed her mouth. ¹³ Hannah was praying in her heart, and her lips were moving but her voice was not heard. Eli thought she was drunk ¹⁴ and said to her, “How long will you keep on getting drunk? Get rid of your wine.” ¹⁵ “Not so, my lord,” Hannah replied, “I am a woman who is deeply

This grey sidebar found on all pages is for the teacher to write notes as he or she prepares the lesson.

Other teaching tips or important exegetical information may also appear on the sidebar.

troubled. I have not been drinking wine or beer; I was pouring out my soul to the LORD. ¹⁶ Do not take your servant for a wicked woman; I have been praying here out of my great anguish and grief.” ¹⁷ Eli answered, “Go in peace, and may the God of Israel grant you what you have asked of him.” ¹⁸ She said, “May your servant find favor in your eyes.” Then she went her way and ate something, and her face was no longer downcast.

Discussion: *Eli was the high priest at Shiloh. What did he think was wrong with Hannah? [He thought she was drunk!] Was Hannah drunk on wine? [No!] She was praying out of her misery. When Eli found out she was really praying, what did he say? [May God grant you favor.] Hannah left Shiloh with hope—trusting that God would hear her prayer. Do you think God will answer her prayer?*

Let’s see. Read verses 19-20.

¹⁹ Early the next morning they arose and worshiped before the LORD and then went back to their home at Ramah. Elkanah lay with Hannah his wife, and the LORD remembered her. ²⁰ So in the course of time Hannah conceived and gave birth to a son. She named him Samuel, saying, “Because I asked the LORD for him.”

Discussion: *What great news! God answered Hannah’s prayer. What was the name of the son that God gave Hannah? [Samuel.] Samuel’s name means “name of God.” Hannah knew that God had given her this son, so she gave him a name that would always remind her of that fact!*

Will Hannah keep her vow? Let’s see. Read verses 21-28.

²¹ When the man Elkanah went up with all his family to offer the annual sacrifice to the LORD and to fulfill his vow, ²² Hannah did not go. She said to her husband, “After the boy is weaned, I will take him and present him before the LORD, and he will live there always.” ²³ “Do what seems best to you,” Elkanah her husband told her. “Stay here until you have weaned him; only may the LORD make good his word.” So the woman stayed at home and nursed her son until she had weaned him. ²⁴ After he was weaned, she took the boy with her, young as he was, along with a three-year-old bull, an ephah of flour and a skin of wine, and brought him to the house of the LORD at Shiloh. ²⁵ When they had slaughtered the bull, they brought the boy to Eli, ²⁶ and she said to him, “As surely as you live, my lord, I am the woman who stood here beside you praying to the LORD. ²⁷ I prayed for this child, and the LORD has granted me what I asked of him. ²⁸ So now I give him to the LORD. For his whole life he will be given over to the LORD.” And he worshiped the LORD there.

Discussion: *Did Hannah keep her vow to the LORD? [Yes.] When Samuel was three years old, Hannah brought him to Shiloh and gave him to Eli. Over and over again, she tells Eli how the LORD had answered her prayers. Now, Samuel would be a life-long Nazirite, and be DEDICATED to the LORD's service the rest of his days.*

Application: *When you put your faith in Jesus as your Savior, you are also DEDICATING your entire life to the service of the LORD. Life with God means giving up our whole selves to Him!*

Now, Hannah prays again. Read I Samuel 2:1-3.

¹ Then Hannah prayed and said: "My heart rejoices in the LORD; in the LORD my horn is lifted high. My mouth boasts over my enemies, for I delight in your deliverance." ² "There is no one holy like the LORD; there is no one besides you; there is no Rock like our God." ³ "Do not keep talking so proudly or let your mouth speak such arrogance, for the LORD is a God who knows, and by him deeds are weighed.

Discussion: *This is a prayer of thanksgiving and rejoicing! But instead of just thanking God for her baby son, Hannah praises God for her total salvation. She knows firsthand who God is and how He loves His people.*

Let's read more of her prayer. Read verses 4-8.

⁴ "The bows of the warriors are broken, but those who stumbled are armed with strength." ⁵ Those who were full hire themselves out for food, but those who were hungry hunger no more. She who was barren has borne seven children, but she who has had many sons pines away. ⁶ "The LORD brings death and makes alive; he brings down to the grave and raises up." ⁷ The LORD sends poverty and wealth; he humbles and he exalts. ⁸ He raises the poor from the dust and lifts the needy from the ash heap; he seats them with princes and has them inherit a throne of honor. "For the foundations of the earth are the LORD's; upon them he has set the world.

Application: *Now Hannah says even more about the great God that we serve. She knows that God is the giver of life. She knows that God lifts His people up and defeats His enemies. She knows that God is the Creator of all things. Do you know all these things about God? Will you praise Him for who He is?*

Let's finish this prayer of Hannah's. Read verses 9-10.

⁹ He will guard the feet of his saints, but the wicked will be silenced in darkness. "It is not by strength that one prevails;" ¹⁰ those who oppose the LORD will be shattered. He will thunder against


them from heaven; the LORD will judge the ends of the earth. “He will give strength to his king and exalt the horn of his anointed.”

Discussion: *Did Hannah put her trust in the LORD? [Yes!] Did God deliver her from her struggles? [Yes!] Will He save you if you call out to Him? [Yes!]*

Listen to this last verse. Read verse 11.

¹¹ Then Elkanah went home to Ramah, but the boy ministered before the LORD under Eli the priest.

Conclusion: *So we end with Samuel ministering in the temple with Eli in Shiloh. God used a barren woman’s prayer to bring into this world a boy that will become one of the greatest of His prophets. Isn’t God amazing? By God’s plan, Hannah DEDICATED Samuel to the LORD for life. Next time, we will read more of this boy and how God uses him mightily in His kingdom!*



Lesson-At-Home

Distribute the “Lesson-At-Home” bookmarks. Read the Scripture Memory verse (I Samuel 2:2) together.

I Samuel 2:2 (NIV)

²“There is no one holy like the LORD; there is no one besides you; there is no Rock like our God.”

Say: *This is a part of Hannah’s prayer. She beautifully sums up who God is and what He is all about. Hannah brought her sorrow to God and He heard her cries. She learned that there is no one else that could deliver her! Do you believe that? Will you DEDICATE your life to our holy LORD? Learn this verse and let it focus your mind on God.*

Review the verse a couple of times.

Direct the students’ attentions to the bottom half of the bookmark. It includes reminder points of today’s lesson that can be discussed with their parents and reviewed during the week.

Close in prayer and dismiss the students.

The **Lesson-At-Home** section is the closing time each week. Bookmarks are given to the students that include the Scripture memory verse and a lesson review. The lesson review contains words and phrases that can spark memories as well as conversation with parents.